

# PUDU HolaBot

## Quick Start Guide



### Power on

long-press the power button for 3s.



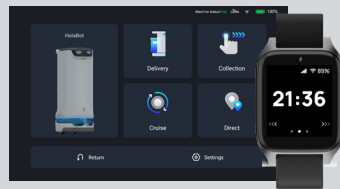
### Charging

connect to the charger immediately when the power is lower than 20%. Or replace the quick-release battery (if any).



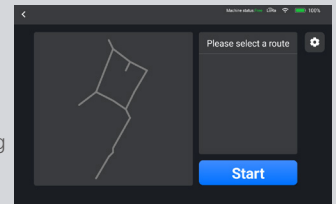
### Delivery/collect

Select the Delivery mode or Enter the destination to deliver or return dishes. The watch can be used to call the HolaBot to the destination.



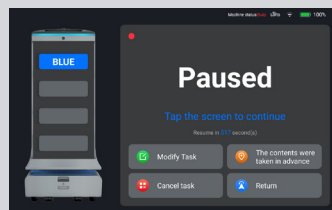
### Cruise

on the Cruise and Collect page, choose the cruise path and click Start to cruise (enter Cruise setting to set cruise duration, stop time, etc.).



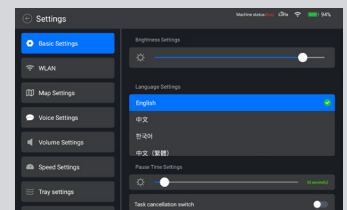
### Pause

During the HolaBot executes the task, anywhere on the screen can be clicked to pause it.



### Settings

Click the menu bar on the lower right corner to enter the settings page, where many functions can be set, such as WIFI, voice, volume, speed, etc.



### Note

1. Press the emergency button on the top of the robot to make it stop immediately. Then it cannot run and the button needs to be rotated to make it move;
2. Do not to deliver liquid dishes, such as soup or hot pot, which may spill on the trays and cause other accidents.
3. The robot has an automatic obstacle avoidance function, but it is strictly forbidden to block the robot suddenly during its running. Otherwise, it may cause an accident;
4. The lidar, RGBD and Marker camera are strictly prohibited from being blocked by any objects;
5. Please designate a person to charge the robot, don't charge it unattended;
6. Please keep the robot and its charging port in a dry storage location and at room temperature. Forbidden to place the robot and charger in a high-temperature area for charging (>40°C) and let water in;
7. The Holobot can be called by the watch only in an idle state. Unless cancel the task of "Go to dish-washing room", or the robot won't respond to the watch's call during return to the washroom.
8. On the "Scheduled return" mode, the robot can wait at the standby point (and set the waiting time), and it will not respond to watch call before the waiting time is over (the waiting time can be ended manually, and enter the password 2580 to exit).



Pudu Robotics

techservice@pudutech.com

www.pudurobotics.com